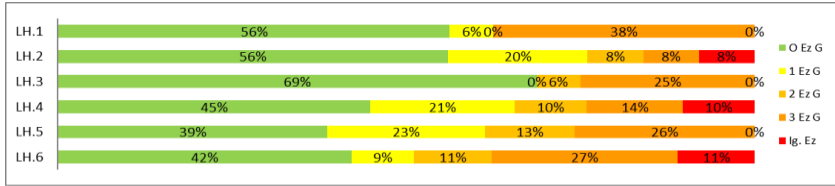


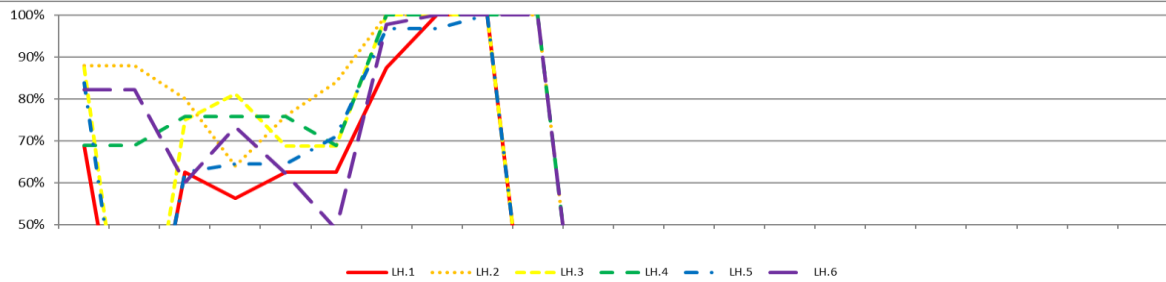
1.- Mailaz igarotzen duen ikaslegoaren ehunekoa / Porcentaje de alumnado promocionado

	O Ez G	1 Ez G	2 Ez G	3 Ez G	Ig. Ez
LH.1	56%	6%	0%	38%	0%
LH.2	56%	20%	8%	8%	8%
LH.3	69%	0%	6%	25%	0%
LH.4	45%	21%	10%	14%	10%
LH.5	39%	23%	13%	26%	0%
LH.6	42%	9%	11%	27%	11%



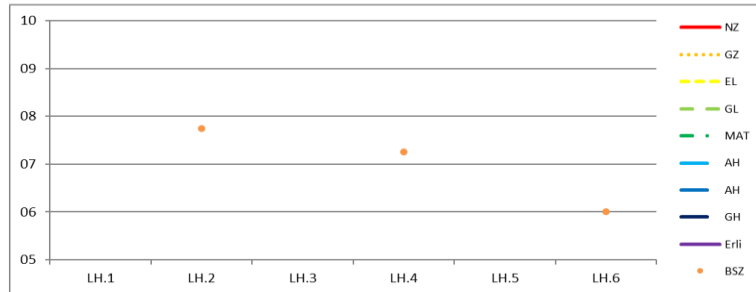
2.- Gaia gainditu duen ikaslegoaren ehunekoa / Porcentaje de alumnado superado por materia

	CN	CS	LVL	LCL	MAT	LE	EA	EF	Reli	VSC
	NZ	GZ	EL	GL	MAT	AH	AH	GH	Erli	BSZ
LH.1	69%		63%	56%	63%	63%	88%	100%	100%	
LH.2	88%	88%	80%	64%	76%	84%	100%	100%	100%	100%
LH.3	88%		75%	81%	69%	69%	100%	100%	100%	
LH.4	69%	69%	76%	76%	76%	69%	100%	100%	100%	100%
LH.5	84%		63%	65%	65%	71%	97%	100%	100%	
LH.6	82%	82%	60%	73%	62%	49%	98%	100%	100%	100%



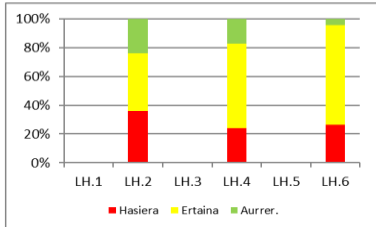
3.- Bataz bestekoak gaika / Notas medias por materia

	LH.1	LH.2	LH.3	LH.4	LH.5	LH.6
NZ		6,6		6,1		6,5
GZ		6,6		6,1		6,5
EL		6,0		5,2		5,7
GL		6,1		6,1		5,5
MAT		6,3		6,1		5,4
AH		6,2		5,6		5,0
AH		7,3		7,1		6,5
GH		7,7		7,7		7,5
Erli		8,1		7,3		6,7
BSZ		7,8		7,3		6,0

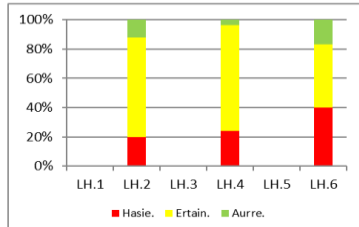


4.- Ikastetxeko ikasleen maila-garapena gai batzuetan / Evolución de los niveles del alumnado del centro en algunas materias

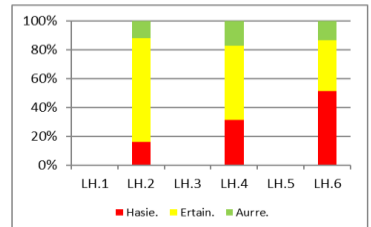
	LH.1	LH.2	LH.3	LH.4	LH.5	LH.6
Aurre.		24%		17%		4%
Ertain.		40%		59%		69%
Hasiera		36%		24%		27%



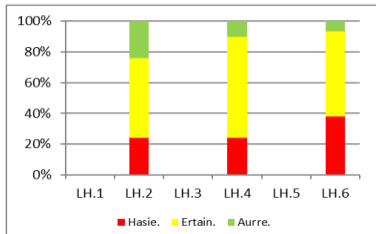
	LH.1	LH.2	LH.3	LH.4	LH.5	LH.6
Aurre.		12%		3%		17%
Ertain.		68%		72%		43%
Hasie.		20%		24%		40%



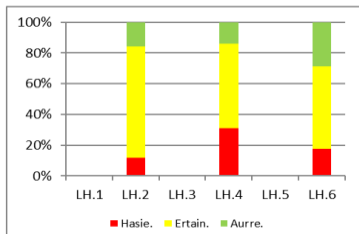
	LH.1	LH.2	LH.3	LH.4	LH.5	LH.6
Aurre.		12%		17%		13%
Ertain.		72%		52%		36%
Hasie.		16%		31%		51%



	LH.1	LH.2	LH.3	LH.4	LH.5	LH.6
Aurre.		24%		10%		7%
Ertain.		52%		66%		56%
Hasie.		24%		24%		38%



	LH.1	LH.2	LH.3	LH.4	LH.5	LH.6
Aurre.		16%		14%		29%
Ertain.		72%		55%		53%
Hasie.		12%		31%		18%



	LH.1	LH.2	LH.3	LH.4	LH.5	LH.6
Aurre.		16%		14%		27%
Ertain.		72%		55%		56%
Hasie.		12%		31%		18%

